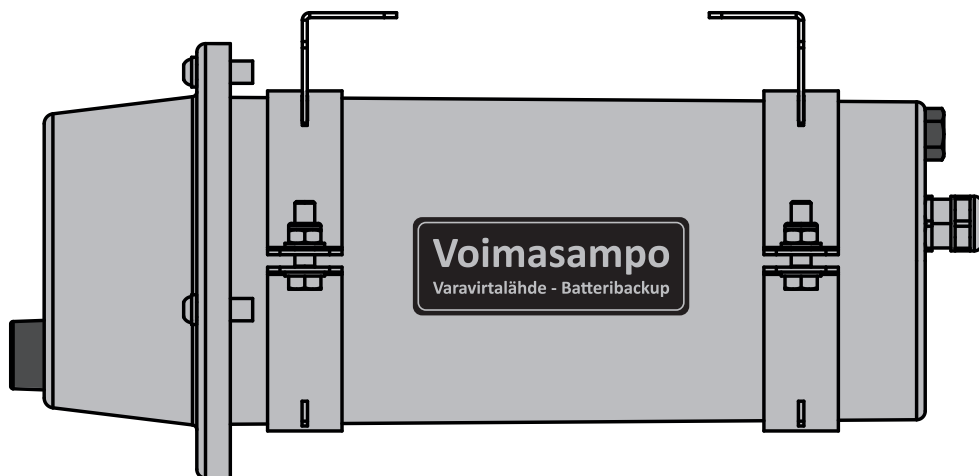




VoimasampoTM
Varavirtalähde - Batteribackup



Voimasampo

Battery backup

Content

Installation and instruction for use
Important - Installation

Page

2-3
4

E5 R10-05321

TMT Malinen Oy
www.tmt.fi

www.voimasampo.fi

Voimasampo Battery backup



Introduction

Voimasampo is a battery pack and charger for parking lights for short-term parking.. The batteries are charged automatically via the lighting circuit while driving.

It has 8Ah batteries and 3A charging. At a power output of 48 W, operating time is approx 4h, 24 W ≈ 8h (applies to fully charged batteries in good condition at +20°C). Operating time at freezing temperatures (0 to -20°C) is approx 30-50% shorter.

Lighting, Max output in W

Outputs are always lit at the same time. Outputs 1 and 2 are activated/deactivated by pressing a button (or external button) when the truck is disconnected and no input voltage is present on term 4 and 6.

Output 1 (term 5) Max 25W (approx 1A)

Output 2 (term 7) Max 25W (approx 1A)

Auto lighting

You can select whether to switch lights on manually, or automatically when the trailer is disconnected.

If Auto is active, outputs 1 and 2 will start when the vehicle is disconnected or switched off.

Change the programming by pressing the Auto On/Off button 5 times within 10 seconds.

External push button

If the battery pack is mounted inside the superstructure, an easily accessible external push button can be installed.

Functions push button

- 1 short press when the truck is disconnected: Light On/Off
- 1 short press when the truck is connected: Displays amps and volts

Built-in testprogram

The truck must be connected with the lights on.

Hold down the push button for 10 seconds to display the following:

- x.xx Software version no
- U 4 Voltage in volts, in 1 (term 4) min 24V
- U 6 Voltage in volts, in 2 (term 6) min 24V
- U b Voltage in V in batteries ca 25V
- U t Temperature in °C in batteries
- xxA Charge in amps in real time. >3A
- xx.x Display of any alarm.

Error codes

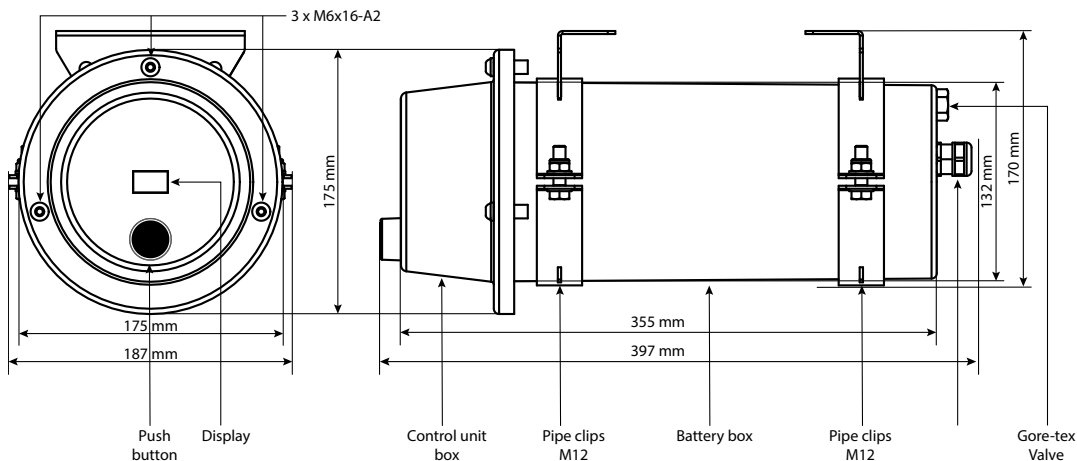
"Err" is displayed first, then the following:

- F 5 Auto fuse output 1 (term 5)
- F 7 Auto fuse output 2 (term 7)
- F C Auto fuse charger

Technical data

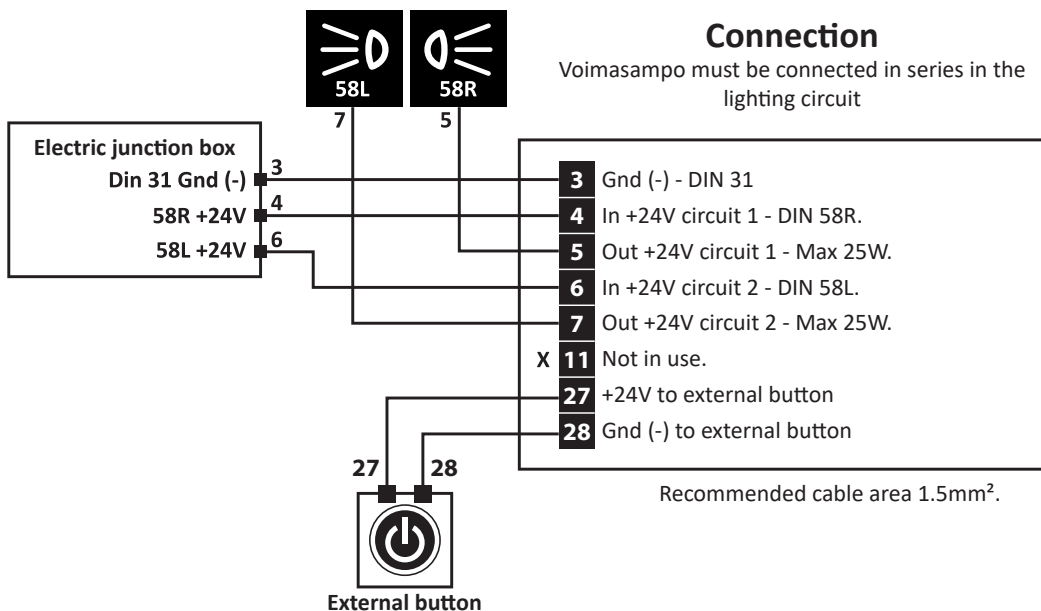
- Voltage: 24V
- Battery: 8Ah
- Charging: 3A
- Length: 400 mm
- Width: Ø 175 mm
- Weight: 7 kg

Voimasampo Battery backup



Connection

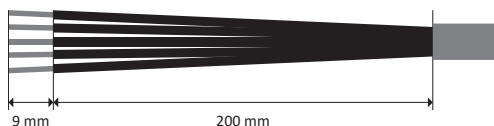
Voimasampo must be connected in series in the lighting circuit



Stripping cable

Use 5 or 7-wire 1.5mm² cable.

Use 7-wire 1.5mm² cable if mounting an external push button.



Important!

Warranty and function!

- The manufacturer provides a 1-year product warranty. In the case of a warranty issue, TMT's claims procedures must be followed.

- The warranty is only valid when original spare parts and original batteries are used.

Important considerations when installing the battery backup

- Use correctly dimensioned wiring.

- All equipment must be connected according to instructions.

- No equipment may be connected directly to the batteries.

- Install the battery backup easily accessible for service, maintenance and use, and keep the wiring from the truck to the battery backup as short as possible.

- Check the cover seal and tighten the cover screws

- Check that the cable bushings seal correctly and that they are tightened.

-To prevent damage, always disconnect electronics and batteries before commencing any welding!

Documentation and information is available on our website at www.tmt.fi and www.voimasampo.fi.

Mounting

Install in a suitable place on the chassis or inside the superstructure using the 2 brackets supplied.

For orders and support



TMT. MALINEN OY

Vanhatie 16 - 15210 LAHTI - Suomi / Finland
Phone +358 3 882 0500 - info@tmt.fi - www.tmt.fi

Domestic order center

Phone +358 3 882 0530 - tilaus@tmt.fi

Technical sales

myynti@tmt.fi

e-mail: firstname.lastname@tmt.fi

www.voimasampo.fi